

BOWENS ROAD NORTH PROJECT (BRN)
SIX MONTHLY DUST AND COMPLAINTS REPORT
MARCH 2008

Introduction

BRN Development Consent Condition 6.1 b)(vi) requires the provision of a six monthly report on the performance of dust control measures, and of the dust monitoring system, as detailed in the EIS and conditions of the consent. Full details of the control measures and monitoring system employed (including monitoring locations and sample frequency) for BRN are provided in the Bowens Road North Open Cut Coal Mine, Dust Management Plan (April 2002). This report presents the results of the monitoring undertaken in accordance with the Plan.

BRN Development Consent Condition 10.2 a)(ii) requires the provision of a six monthly report of complaints received with respect to the construction and operation of BRN. This report presents the complaints recorded, and actions taken in respect of each complaint, for the period September 2007-March 2008.

Dust Monitoring

Graphs 1 and 2 report measured PM₁₀ dust generation against the NEPM goals of 50 µg/m³ (24-hour average) and EPA limit of 30 µg/m³ (annual mean).

As detailed in Section 4.3 of the Dust Management Plan a correlation between TSP and PM₁₀ was developed by measuring both parameters at the Craven and Stratford monitoring locations over five (5) consecutive sampling runs. Graph 3 shows calculated Total Suspended Particulate Matter (TSP) levels reported against the National Health and Medical Research Council (NHMRC) annual mean of 90 µg/m³.

Graph 4 shows measured dust fallout reported against the NSW EPA Amenity Based Criteria of 4 g/m²/month.

Discussion

Graph 1 shows that recorded PM₁₀ dust generation for the combined Bowens Road North/Stratford operations has been consistently below the NEPM 24hr average of 50 µg/m³ for the reporting period.

Graph 2 shows that the PM₁₀ rolling annual averages for the combined Bowens Road North/Stratford operations has been consistently below the EPA limit of 30 µg/m³.

Graph 3 shows that calculated TSP values for the combined Bowens Road North/Stratford operations have been consistently below the NHMRC limit of 90 µg/m³.

Graph 4 shows that dust deposition for the combined Bowens Road North/Stratford operations has been consistently below the EPA criteria of 4g/m²/month.

Complaints

Complaints recorded for the reporting period are presented in Table 1.

Table 1 Bowens Road North Complaints September 2007 – March 2008

Date	Time	Complainant	Complaint	Response
19/09/2007	3:40 PM	Ms. Tehlia Bagnall	Ms. Bagnall asserted that her 12 mnth old car was rusting underneath due to collection of mud from Bowens Road public intersections.	T.Dwyer noted complaint and advised of measures taken to reduce mud on public intersections.
23/11/2007	1:45 AM	Mr. Richard Clarke	The frame on the house creaked and the windows shook from Roseville blast.	Review of blast design and results. Presentation of results to SCM CCC
10/01/2008	3:00 PM	Mr. Tony Smith	Duralie train passed by residence at Craven at 10:15pm Wednesday 9/01/07.	T.Dwyer contacted Mr. Smith 11/01 and discussed complaint.
17/01/2008	10:43 PM	Lindy Blanch	Noise complaint.	T.Dwyer returned call 11:04pm - no answer. T. Dwyer returned call 9:00am 18/01/08 and left message. No response from complainant.
1/02/2008	1:00 PM	Mr. Ken Bagnall	Train noise	Mr. Bagnall advised J.Sonnberg that trains had been noisy and that he had lodged a complaint with rail provider.
28/02/2008	12:15 PM	Mr. Graeme Healy	Noise complaint regarding exploration drilling on Billins property.	T.Dwyer to confirm previous noise assessment of drill rigs.
25/03/2008	9.00am	Mr. Tony Smith	Duralie train passed by residence at Craven at 10:35pm Thursday 20/03/08. The train has been loud of late, and not backing off when going past Mr Smiths house	J.Benson contacted Mr. Smith 26/03 and discussed complaint. Also providing Interail contact number for John Harrison

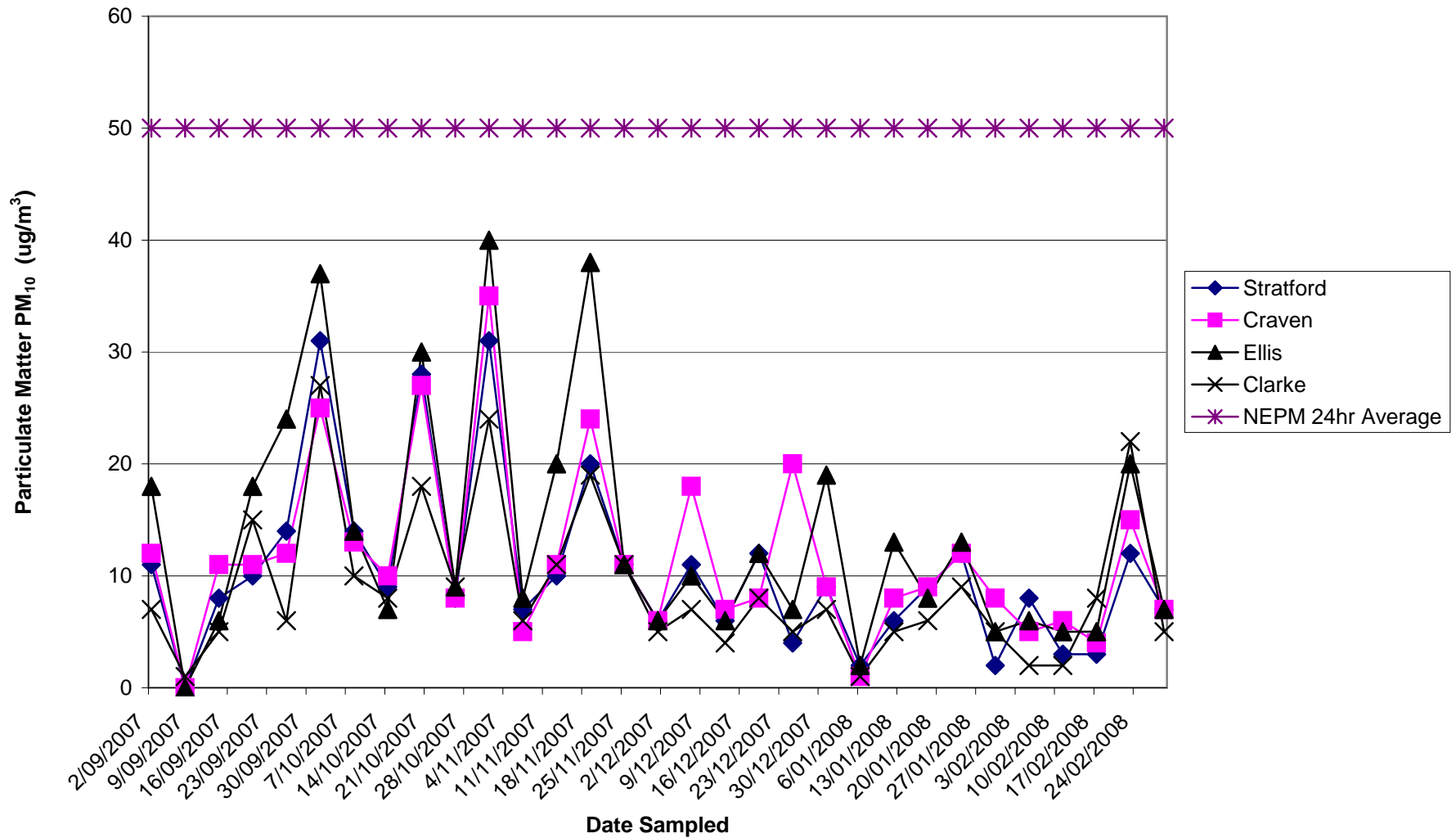
Discussion

A total of seven (7) complaints were received during the reporting period for the Bowens Road North project (including Stratford Operations). This is two (2) less complaints than received over the previous reporting period.

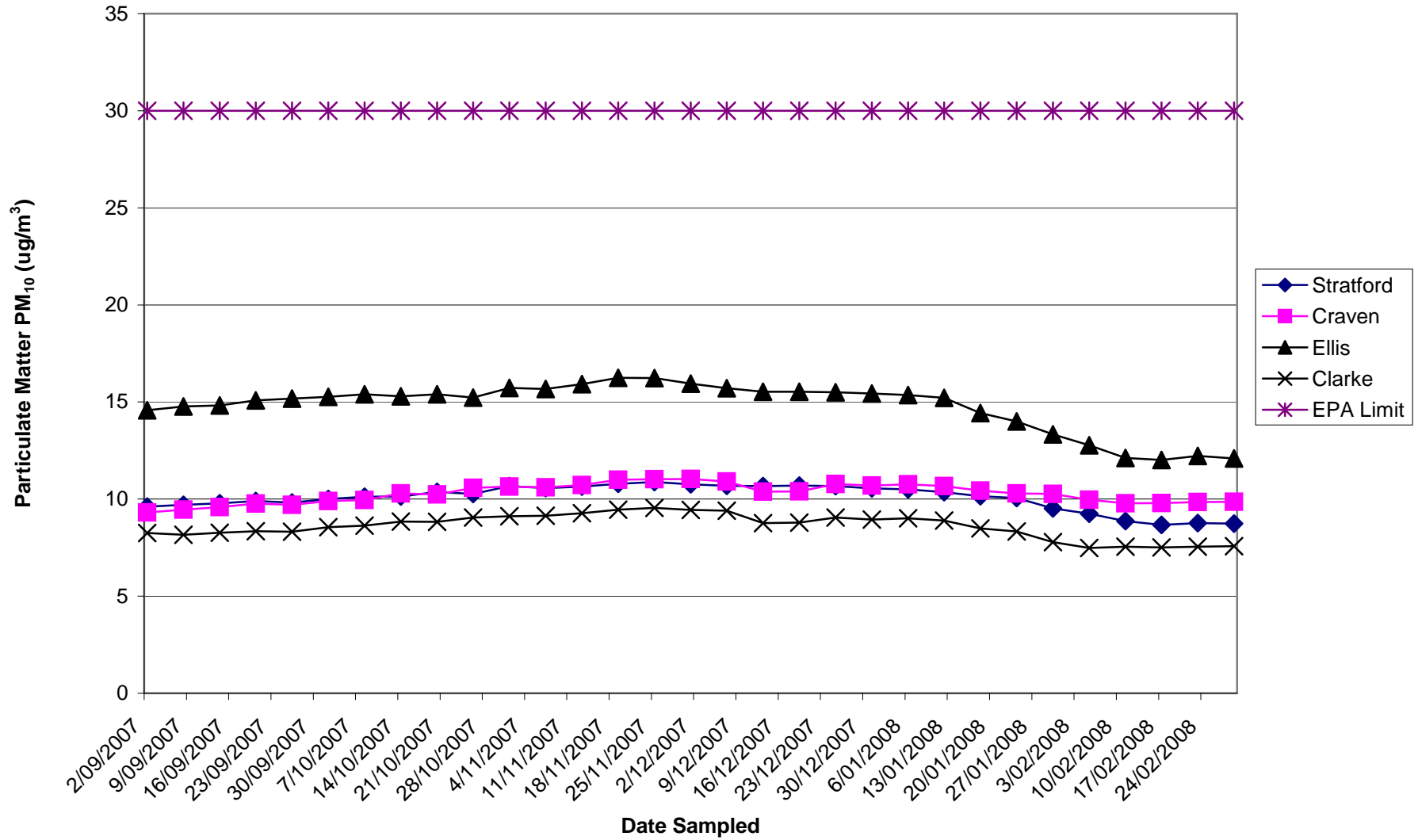
Of these complaints five (5) related to noise, one (1) related to blasting, and one (1) related to the BRN haul road intersection.

All complaints received were addressed in accordance with Environment Protection Licence 11745 and or EPL 5161 and relevant complaint response protocols outlined within the Projects Environmental Management Plans.

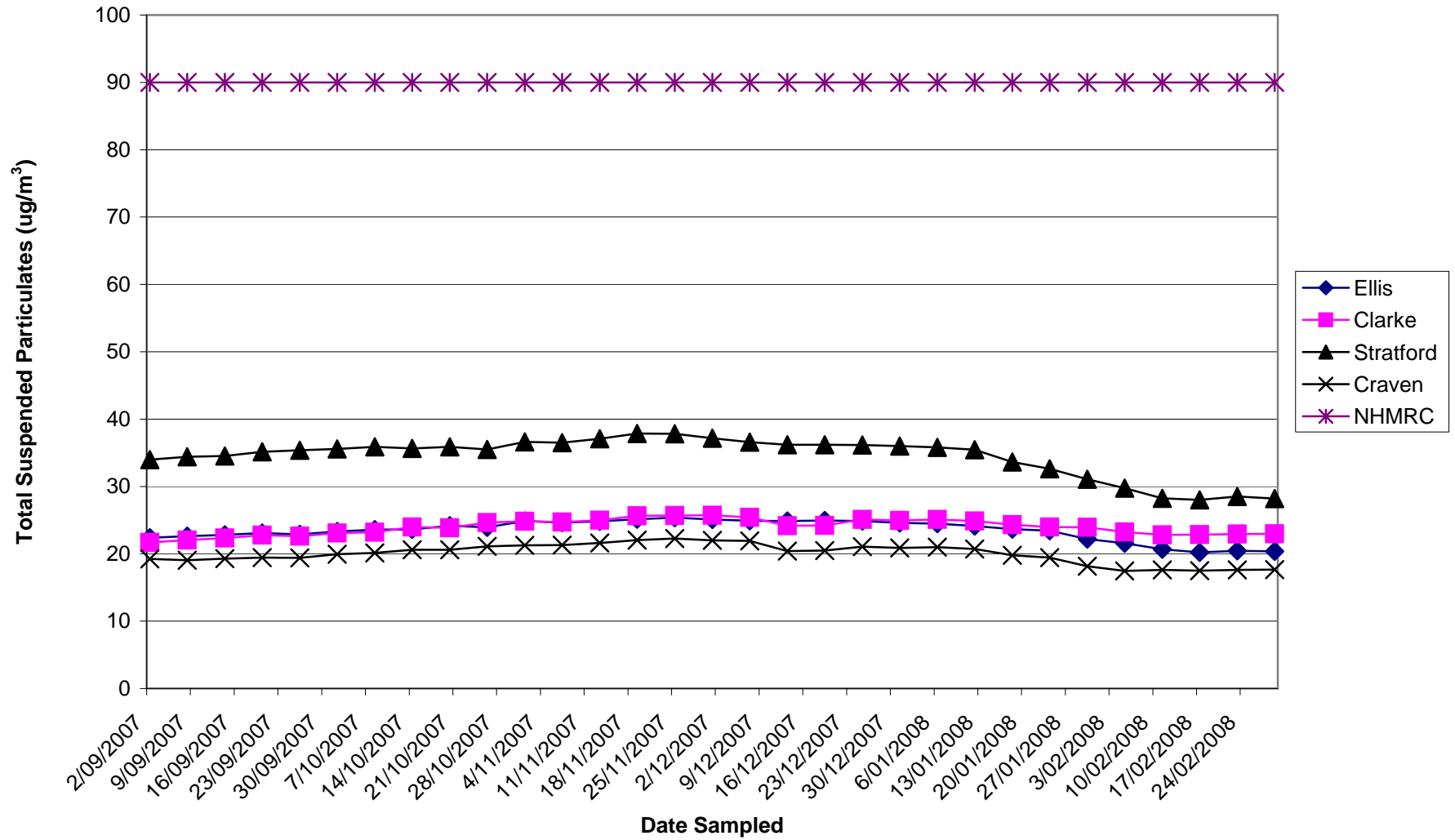
**Graph 1 - High Volume Dust Monitoring Particulate Matter (PM₁₀)
September 2007 - February 2008**



**Graph 2 - High Volume Dust Monitoring Particulate Matter (PM₁₀) Rolling Annual Average
September 2007 - February 2008**



**Graph 3 - High Volume Dust Monitoring Total Suspended Particulates
September 2007 - February 2008**



**Graph 4 - Dust Deposition Insoluble Solids
September 2007 - February 2008**

